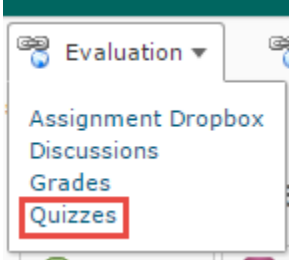
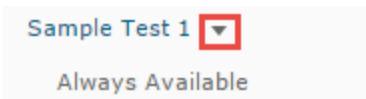


Accessing Instructor Feedback: Quizzes

1. Select “Quizzes” from the Evaluation group in the Navigation bar:

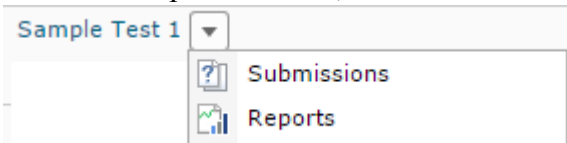


2. Locate the quiz for which you would like to access instructor feedback, and click the action arrow:



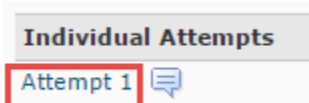
This will prompt a small dropdown menu.

3. From the dropdown menu, select “Submissions”:



This will take you to the Quiz Submissions page. Here you will see a list of all your quiz attempts (there may be multiple attempts depending on how many times your instructor allows you take each quiz).

4. Click on each individual attempt to see your instructor’s feedback:

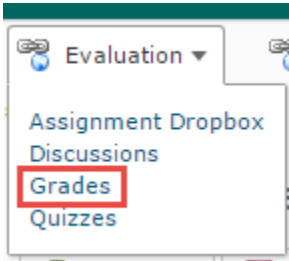


Note that the appearance of a word bubble icon indicates that individualized feedback has been left for you by your instructor. The settings set by your instructor will determine how much information you are able to see about your quiz submission.

*Note that if the quiz was taken using the Respondus Lockdown Browser, the feedback must also be viewed using the Respondus Lockdown Browser.

Accessing Instructor Feedback: Assignment Dropbox

1. Select “Grades” from the Evaluation group in the Navigation bar:



This will take you the “Grades” page. Here, you will see the grade you have earned on each submitted assignment along with any individualized feedback provided by your instructor:

Grade Items

Grade Item	Points	Grade	Feedback
Homework Chapter 1	7 / 10		Individual Feedback: Here is your feedback on the Assignment submitted via dropbox.

Assignment
name

Grade
Received

Individualized
instructor feedback